VELSSON
AN INNOVEL COMPANY

avantor ScienceCentral™ | ORDER ON avantorsciences.com

Tailored Workflows

Accelerated Breakthroughs

Reliable & Compliant

Uncompromising Precision

Optimized Value

Partner-Driven Success and Integrity

Phone: 1–800–932–5000

avantor ScienceCentral™ avantorsciences.com

Any prices, product, and/or services details are current when published and subject to change. Offers subject to product availability. Void where prohibited by law or company policy. Any claims concerning products manufactured by third parties are the sole claims of the manufacturer and not those of Avantor or its affiliates. All products are subject to the terms and conditions of sale of Avantor or its affiliates, including the applicable limitations of liability contained therein. The information herein should not be considered a warranty of any kind. Please carefully review any product information sheets and safety information for the product. Trademarks are owned by Avantor, Inc. or its affiliates, unless otherwise noted. | Visit **vwr.com avantorsciences.com** to view our privacy policy and additional disclaimers. © 2025 Avantor, Inc. All rights reserved.

VELSSON
AN INNOVEL COMPANY

avantor ScienceCentral™ | ORDER ON avantorsciences.com

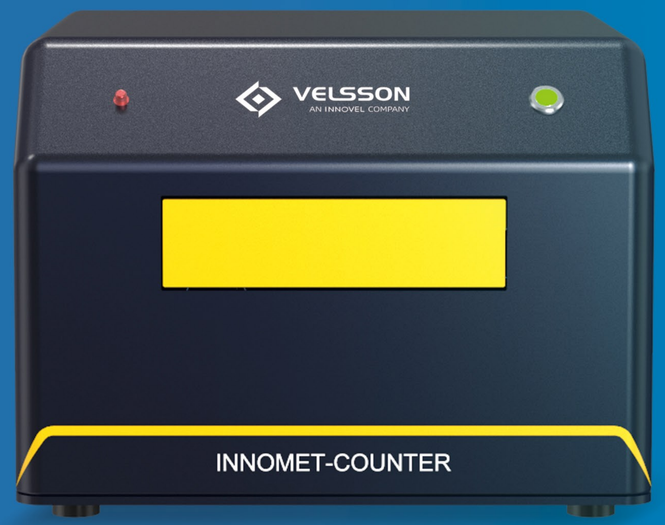

INNOMET ™ COUNTER

INNOMET™ COUNTER

Accurately Identifying and Counting Multiple Types of Cells

INNOMET™ COUNTER is a fully automated, high-throughput, desktop-sized device based on the Trypan Blue staining method. Equipped with a large-field camera, imported objective lenses, and an AJ intelligent algorithm, it accurately identifies and counts various types of cells. It is widely used in biological laboratories, pharmaceutical research and development, and other related fields.

Product Features

Fast Detection — Completes detection of 24-well samples and outputs a report within 4 minutes;

Accurate Counting — Results deviation for repeated counts of the same sample is ≤3%;

Intelligent Detection — AI algorithms trained on a large variety of cell types, capable of detecting cell concentrations ranging from 1E5 to 1E7 cells/mL, with viability ranging from 0 to 100%;

High Precision — Equipped with a high-resolution large-field camera and imported objective lenses for clear cell imaging; detection precision reaches 2μm;

Remote Control — Remote control interface supports automation and expansion.

Application Scenarios

- Biopharmaceutical Development
- Environmental Monitoring
- Synthetic Biology Research
- Drug Metabolism Studies

Counting Consumables

High Throughput: Capable of processing 24 samples;

Support: Compatible with two formats of well plates: 2x12 and 3x8.

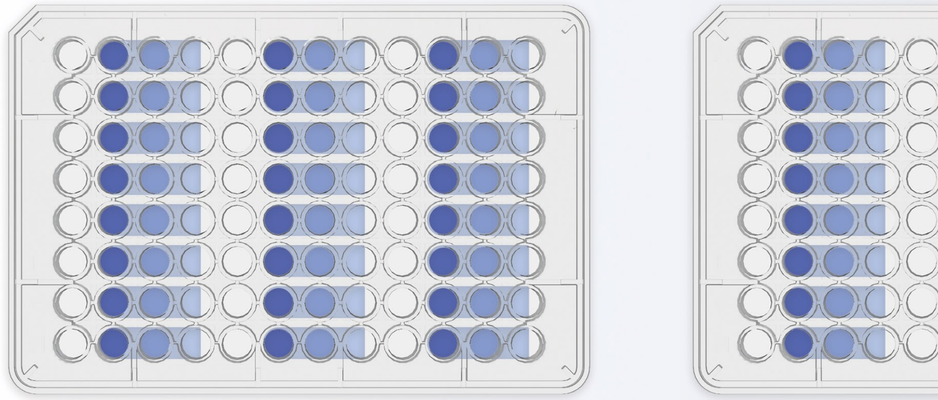

User Interface

Supports both dark and light mode display options.

The icons and buttons are designed to be simple and intuitive, allowing users to quickly understand and use various functions.

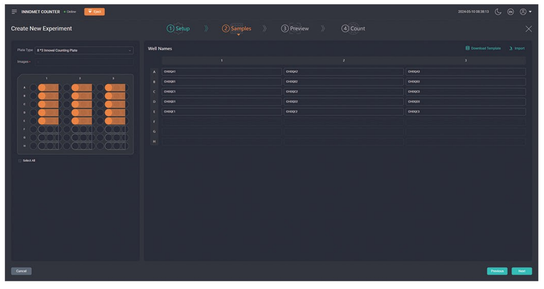

Specifications

Dimensions (LWH)	330mm * 340mm * 248mm	Operating Humidity	0% – 90%
Net Weight	≤20kg	Detection Time	≤5 minutes per sample
Power Supply	110–230V AC, 50/60Hz ±5%	Repeat Counting Deviation	≤3%
Total Power	≤200W	Cell Size Resolution	2–80μm
Operating Temperature	10–30℃	Detection Concentration Range	1E5 to 1E7 Cells/mL